













































































RuckZuck-Installation

The RuckZuck software is free for all employees and students. For a correct installation, you have to follow the following steps strictly.

1. Download the necessary files in the download section on the intranet (<https://my.fhgr.ch/index.php?id=download&L=1>) of the University of Applied Sciences of the Grisons.
 - a. RZ60027StudSetup.zip

Downloads Downloads

> Administration	   
> Bibliothek	   
> Diversity	   
> Finanzen	   
> Forschung	   
> Hochschulsport	   
∨ Informatik	   
> Hardware	   
> Servicekatalog IT	   
∨ Software	   
> Cubus ⓘ	   
> dcsoftware	   
> EveryonePrint - Android APP	   
> maxqda	   
> McAfee ⓘ	   
> Pulsesecure	   
∨ RuckZuck (Studenten Version)	   
 190617114218_RZ60027StudSetup ⓘ	  
> spss	   

2. Extract the file RZ60027StudSetup.zip into a folder of your choice (Right click on the file -> "Extract to..." or similar).
3. Execute "Setup.exe".