


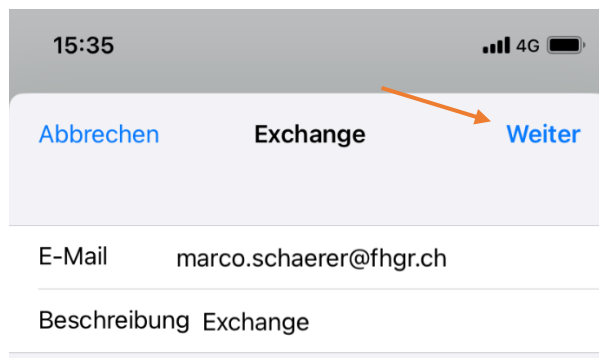
University of Applied Sciences of the Grisons-Mail on Apple IOS- devices (iPhone, iPad, etc.)

You need a working connection to the Internet.

1. Start the app Mail.
2. Choose Exchange as account type.



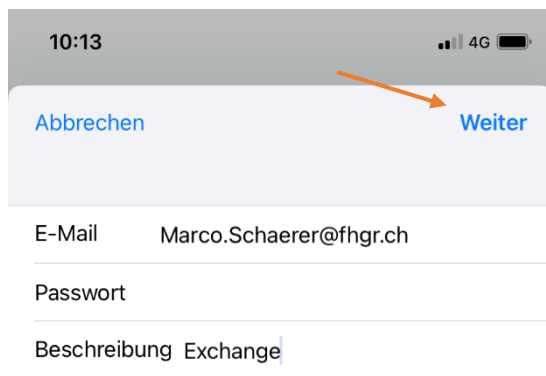
3. Fill in your email address and your password and click on Next.



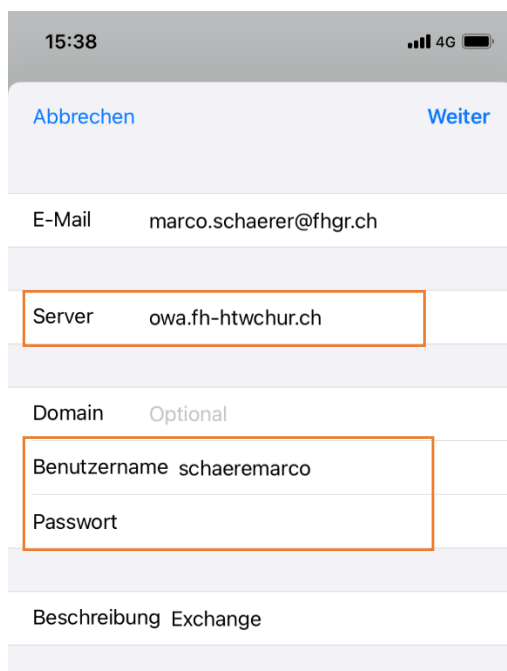
4. Use the "Manual Configure" button to customize the user login name.



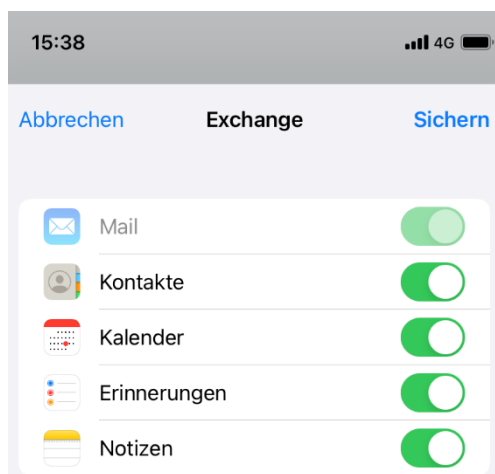
5. Enter your PW and click on "Next".



6. Enter the server, the user name and your password in the advanced settings and confirm with next.



7. Select the services to be synchronized.



Mac Book IO's

1. Start the app Mail.
2. Choose Microsoft Exchange as the provider.

Anbieter für Mail-Account auswählen ...

iCloud
 Microsoft Exchange
 Google™
 yahoo!
 Aol.
 Anderer Mail-Account ...

3. Enter the e-mail address and then click «Sign in»

Microsoft Exchange

Gib zunächst folgende Informationen ein:

Name: fhgr

E-Mail-Adresse: webes.test1@fhgr.ch

4. On this window, use the "Manual Configure" button to customize the user login name.

Microsoft Exchange

Über Microsoft bei deinem Exchange-Account anmelden?

Deine E-Mail-Adresse wird an Microsoft gesendet, um deine Exchange-Accountinfos zu finden.

5. However, this login mask now appears. Enter your PW here and click on Login.

Microsoft Exchange

Gib zunächst folgende Informationen ein:

Name: fhgr

E-Mail-Adresse: webex.test1@fhgr.ch

Passwort: ●●●●●●●●

6. Now this login mask is displayed, where you have to change the username from the e-mail address to your username (account name). If you have entered this correctly, you can complete it with register.

Microsoft Exchange

Gib zunächst folgende Informationen ein:

Name: fhgr

E-Mail-Adresse:

Benutzername:





Passwort:

Accountname/Passwort konnte nicht überprüft werden.

7. Now you can select which functions should be taken over.

Microsoft Exchange

Wähle die Apps aus, die du mit diesem Account verwenden möchtest:

<input checked="" type="checkbox"/>	 Mail
<input checked="" type="checkbox"/>	 Kontakte
<input checked="" type="checkbox"/>	 Kalender
<input checked="" type="checkbox"/>	 Erinnerungen
<input checked="" type="checkbox"/>	 Notizen