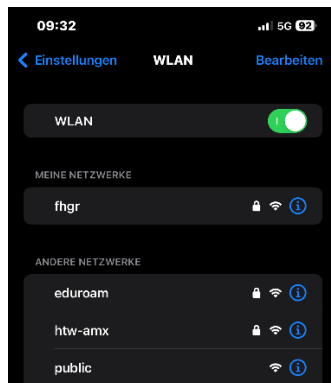


Eduroam WLAN with iPhone

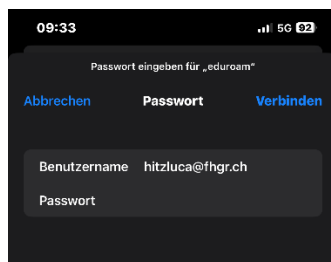
To use the protected FH Graubünden Wi-Fi with an iPhone, the following settings on the device are required.

1. In the Wi-Fi settings (Settings -> Wi-Fi) click on the network "eduroam"

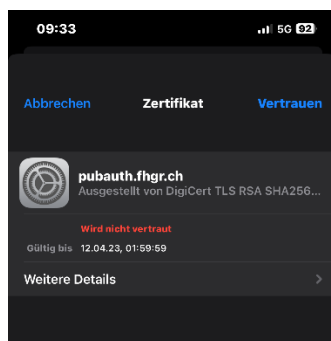


2. Enter your FH Graubünden username followed by "@fhgr.ch" and your password.

Click on «connect»



3. Accept the following certificate question



4. If it's necessary turn your iPhone WLAN off and on again.